

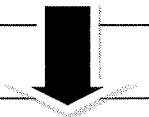
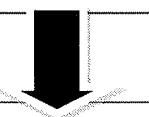
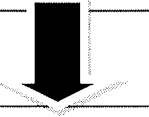
New Paradigm for Education
Daily Read & Respond Homework

Name: _____

Reading Level: _____

Wings: 2nd Grade
Week of: January 29th – February 2nd, 2018
Genre: Informational – Scientific / Technical

***Please be advised we have aligned the genre for Read & Respond to match the genres reflected in the Achievement Network Test students will take at the end of Quarter #3. The genres for 2nd Grade Quarter #3 include: Informational – Scientific / Technical & Linked Passage Set: Literature – Traditional Literature. ***

Monday	Minutes Read: _____	Listeners Initials: _____	Week of: _____
Title:			
Author:			
Graphic Organizer: After reading the attached passage, complete the graphic organizer below. Include major details / events from the story in the order in which they occurred. Include details from the text to support your responses.			
Sequencing Chain			
First,			
			
Next,			
			
Then,			
			
Last,			

New Paradigm for Education
Daily Read & Respond Homework

Name: _____

Reading Level: _____

Tuesday	Minutes Read: _____	Listeners Initials: _____	Week of: _____
----------------	----------------------------	----------------------------------	-----------------------

Constructed Response

Directions: Read the question below, using the attached passage, write your answer in complete sentences on a separate piece of paper and attach it to the back of your Read & Respond (RI.2.6 / RL.2.6).

What is the main purpose of the text? What is the author trying to: answer, explain, or describe? Use evidence from the text to support your answer.

Wednesday	Minutes Read: _____	Listeners Initials: _____	Week of: _____
------------------	----------------------------	----------------------------------	-----------------------

Clarification

Directions: Use the strategies listed below to clarify a word you had a difficult time with or think others may have difficulty reading. Write your answers in complete sentences on a separate piece of paper and attach it to the back of your Read & Respond.

If you can't say a word:

- Blend it
- Chunk it
- Look for a base word
- Reread it

If you don't know what a word means:

- Use context clues
- Reread or Read on
- Use your background knowledge
- Make a mind movie

Word:

I struggled to read the word or to understand the meaning of the word:

Strategy I used to clarify:

What does the word mean? (In your own words):

Meaningful Sentence:

Thursday	Minutes Read: _____	Listeners Initials: _____	Week of: _____
-----------------	----------------------------	----------------------------------	-----------------------

College Bound Questions

Directions: At this point you have read the entire passage. Please complete the College Bound Section. Write your answers in complete sentences on a separate piece of paper and attach it to the back of your Read & Respond.

1. Read these sentences from the text.

"Solids are a kind of matter. They are things that have their own shape. They do not flow like liquids do. You can see and touch solids. You can describe a solid by its properties. Some of those properties are color, shape, size, and texture.

"Bowling balls and tennis balls are both solids."

Based on this evidence, what conclusion can you draw about bowling balls and tennis balls?

- (A) They have the same color, shape, and size.
- (B) They cannot be described by their properties.
- (C) They do not flow like liquids do.

New Paradigm for Education
Daily Read & Respond Homework

Name: _____

Reading Level: _____

2. What are four properties you can use to describe a solid?

3. How does the article describe the texture of a tennis ball?

Comparing Solids

By: Rachelle Kreisman

Solids are a kind of matter. They are things that have their own shape. They do not flow like liquids do. You can see and touch solids. You can describe a solid by its properties. Some of those properties are color, shape, size, and texture.

Bowling balls and tennis balls are both solids. Each has its own shape. You can see and touch both of them. Are they different? Let's compare.

Most tennis balls are yellow or green, but they also come in many other colors. Most bowling balls are black, but they come in many colors, too.

Both kinds of balls are round. They do, however, have very different sizes. Tennis balls are small. You can hold a tennis ball in one hand. A bowling ball is much bigger. It is also much heavier than a tennis ball.

Bowling balls and tennis balls have different textures. A bowling ball is smooth. A tennis ball has a soft and fuzzy texture.

What can a tennis ball do that a bowling ball cannot? Bounce! Tennis balls are made to bounce. Bowling balls do not bounce.

Both bowling balls and tennis balls are solids. But they are also very different from each other!

© 2014 ReadWorks®, Inc. All rights reserved